

## Comparison of Alpha TRAK<sup>®</sup> and g-Pet<sup>®</sup>

### Method:

Two vet hospitals, 34 dogs and 38 cats are conducted with blood glucose test.

Blood sample : capillary whole blood

Bio analyzer (gold standard): YSI

### Result:

1. For dog, Ave. Bias for Abbott's strip is 7.66% and Ave. Bias for g-Pet is 2.12%.
2. For cat, Ave. Bias for Abbott's strip is 8.05% and Ave. Bias for g-Pet is 0.14%.
3. Abbott's strip result, the linear regression ( R square) is 0.9871 for dog and 0.9954 for cat.
4. g-Pet's strip result, the linear regression ( R square) is 0.9874 for dog and 0.9903 for cat.

### Conclusion:

1. AlphaTRAK\* strip shows a positive deviation when compare with bio-analyzer (YSI).
2. Compare with AlphaTRAK, g-Pet\*\* results show an Ave. 5.03% of negative deviation for dog sample ( g-Pet result is 8.02% lower than AlphaTRAK in dog).
3. Compare with AlphaTRAK, g-Pet results show an Ave. 7.09% of negative deviation for cat sample ( g-Pet result is 8.48% lower than AlphaTRAK in cat).

\* AlphaTRAK is a registered trademark of Abbott Laboratories

\*\* g-Pet is a registered trade mark of Woodley Equipment Company Ltd

**Tel: +44 (0)1204 669033**

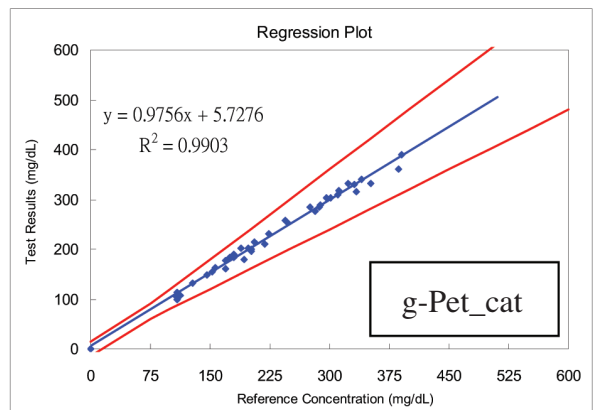
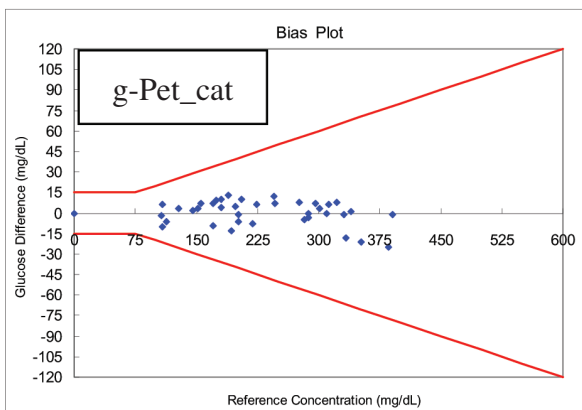
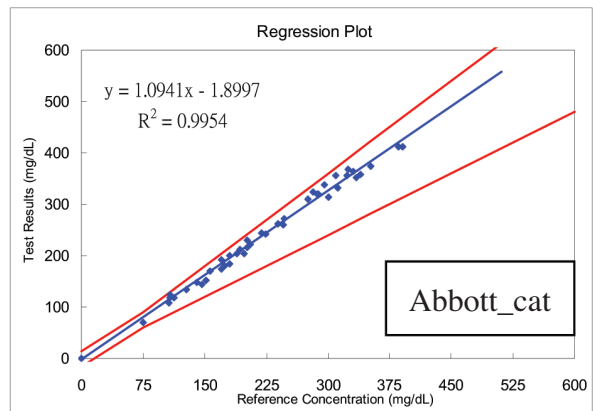
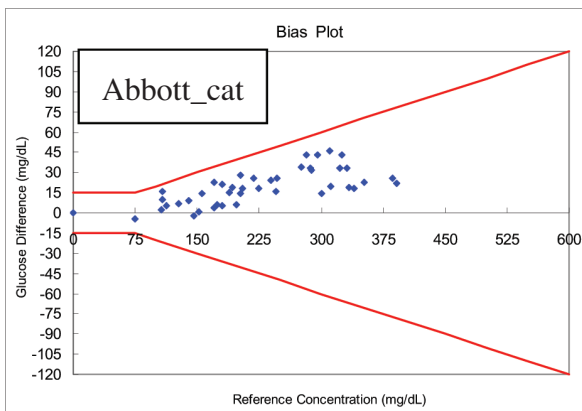
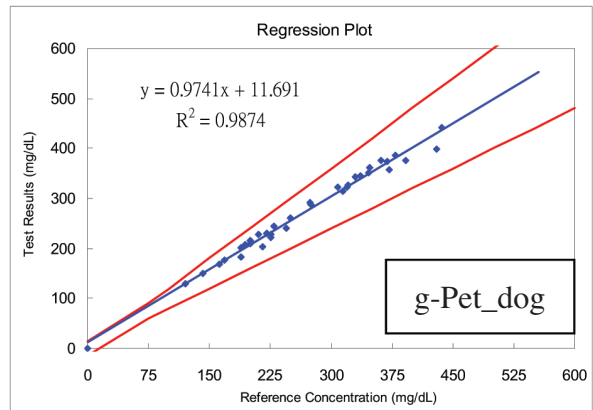
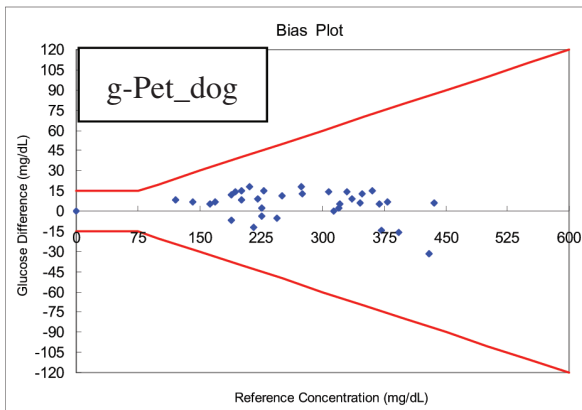
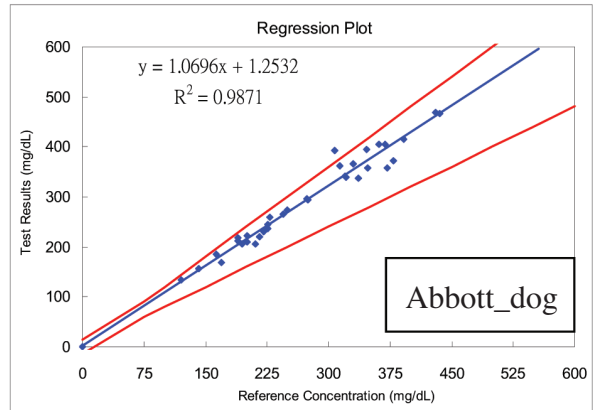
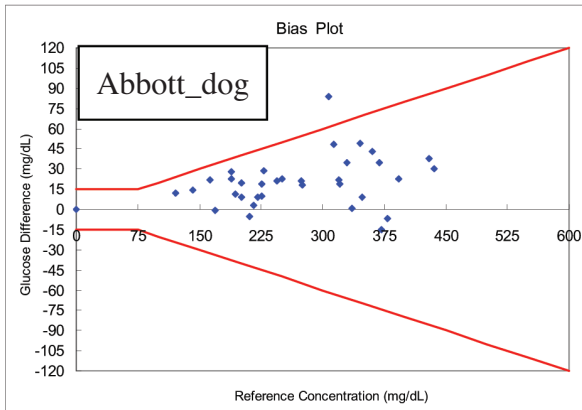
**Fax: +44 (0)1204 669034**

Email: [sales@woodleyequipment.com](mailto:sales@woodleyequipment.com)

Web [www.woodleyequipment.com](http://www.woodleyequipment.com)

**WOODLEY**  
EQUIPMENT COMPANY LTD.

Result and raw data



**Tel: +44 (0)1204 669033**  
**Fax: +44 (0)1204 669034**  
Email: [sales@woodleyequipment.com](mailto:sales@woodleyequipment.com)  
Web [www.woodleyequipment.com](http://www.woodleyequipment.com)

Raw data for comparison between Abbott and g-Pet:

	YSI	Abbott	Abbott Bias	g-Pet	g-Pet Bias	g-Pet/Abbott Bias
Dog 1	216	219	1.39%	204	-5.88%	-7.4%
Dog 2	163	185	13.50%	168	2.98%	-10.1%
Dog 3	372	357	-4.03%	358	-3.91%	0.3%
Dog 4	189	217	14.81%	201	5.97%	-8.0%
Dog 5	430	468	8.84%	398	-8.04%	-17.6%
Dog 6	226	245	8.41%	222	-1.80%	-10.4%
Dog 7	308	392	27.27%	322	4.35%	-21.7%
Dog 8	189	212	12.17%	182	-3.85%	-16.5%
Dog 9	361	404	11.91%	376	3.99%	-7.4%
Dog 10	348	357	2.59%	361	3.60%	1.1%
Dog 11	226	236	4.42%	228	0.88%	-3.5%
Dog 12	250	273	9.20%	261	4.21%	-4.6%
Dog 13	201	221	9.95%	216	6.94%	-2.3%
Dog 14	314	362	15.29%	314	0.00%	-15.3%
Dog 15	245	266	8.57%	240	-2.08%	-10.8%
Dog 16	392	415	5.87%	376	-4.26%	-10.4%
Dog 17	346	395	14.16%	352	1.70%	-12.2%
Dog 18	321	340	5.92%	326	1.53%	-4.3%
Dog 19	369	404	9.49%	374	1.34%	-8.0%
Dog 20	142	156	9.86%	149	4.70%	-4.7%
Dog 21	320	342	6.88%	322	0.62%	-6.2%
Dog 22	229	258	12.66%	244	6.15%	-5.7%
Dog 23	169	168	-0.59%	176	3.98%	4.5%
Dog 24	330	365	10.61%	344	4.07%	-6.1%
Dog 25	211	206	-2.37%	229	7.86%	10.0%
Dog 26	275	293	6.55%	288	4.51%	-1.7%
Dog 27	121	133	9.92%	129	6.20%	-3.1%
Dog 28	336	337	0.30%	345	2.61%	2.3%
Dog 29	201	210	4.48%	209	3.83%	-0.5%
Dog 30	379	372	-1.85%	386	1.81%	3.6%
Dog 31	221	230	4.07%	230	3.91%	0.0%
Dog 32	194	205	5.67%	208	6.73%	1.4%
Dog 33	436	466	6.88%	442	1.36%	-5.4%
Dog 34	274	295	7.66%	292	6.16%	-1.0%
		Ave	7.66%		2.12%	-5.3%

**Tel: +44 (0)1204 669033**

**Fax: +44 (0)1204 669034**

Email: [sales@woodleyequipment.com](mailto:sales@woodleyequipment.com)

Web [www.woodleyequipment.com](http://www.woodleyequipment.com)

**WOODLEY**  
EQUIPMENT COMPANY LTD.

Raw data for comparison between Abbott and g-Pet:

	YSI	Abbott	Abbott Bias	g-Pet	g-Pet Bias	g-Pet/Abbott Bias
Cat 1	193	212	9.84%	180	-7.22%	-17.8%
Cat 2	146	144	-1.37%	148	1.35%	2.7%
Cat 3	334	353	5.69%	316	-5.70%	-11.7%
Cat 4	170	193	13.53%	177	3.95%	-9.0%
Cat 5	386	412	6.74%	361	-6.93%	-14.1%
Cat 6	202	230	13.86%	196	-3.06%	-17.3%
Cat 7	276	310	12.32%	284	2.82%	-9.2%
Cat 8	170	174	2.35%	161	-5.59%	-8.1%
Cat 9	323	356	10.22%	331	2.42%	-7.6%
Cat 10	312	332	6.41%	318	1.89%	-4.4%
Cat 11	202	216	6.93%	201	-0.50%	-7.5%
Cat 12	224	242	8.04%	230	2.61%	-5.2%
Cat 13	180	201	11.67%	190	5.26%	-5.8%
Cat 14	282	325	15.25%	277	-1.81%	-17.3%
Cat 15	219	245	11.87%	211	-3.79%	-16.1%
Cat 16	352	375	6.53%	331	-6.34%	-13.3%
Cat 17	310	356	14.84%	310	0.00%	-14.8%
Cat 18	288	320	11.11%	288	0.00%	-11.1%
Cat 19	331	364	9.97%	330	-0.30%	-10.3%
Cat 20	128	135	5.47%	131	2.29%	-3.1%
Cat 21	287	320	11.50%	284	-1.06%	-12.7%
Cat 22	205	223	8.78%	215	4.65%	-3.7%
Cat 23	152	153	0.66%	155	1.94%	1.3%
Cat 24	296	339	14.53%	303	2.31%	-11.9%
Cat 25	189	204	7.94%	202	6.44%	-1.0%
Cat 26	247	273	10.53%	254	2.76%	-7.5%
Cat 27	108	124	14.81%	114	5.26%	-8.8%
Cat 28	301	315	4.65%	304	0.99%	-3.6%
Cat 29	180	185	2.78%	184	2.17%	-0.5%
Cat 30	340	358	5.29%	341	0.29%	-5.0%
Cat 31	198	204	3.03%	203	2.46%	-0.5%
Cat 32	174	180	3.45%	183	4.92%	1.6%
Cat 33	391	413	5.63%	390	-0.26%	-5.9%
Cat 34	245	261	6.53%	257	4.67%	-1.6%
Cat 35	156	170	8.97%	163	4.29%	-4.3%

**Tel: +44 (0)1204 669033**

**Fax: +44 (0)1204 669034**

Email: [sales@woodleyequipment.com](mailto:sales@woodleyequipment.com)

Web [www.woodleyequipment.com](http://www.woodleyequipment.com)

**WOODLEY**  
EQUIPMENT COMPANY LTD.

Cat 36	108	118	9.26%	98	-10.20%	-20.4%
Cat 37	107	109	1.87%	105	-1.90%	-3.8%
Cat 38	113	118	4.42%	107	-5.61%	-10.3%
Ave			8.05%		0.14%	-7.9%

**Tel: +44 (0)1204 669033**  
**Fax: +44 (0)1204 669034**  
Email: [sales@woodleyequipment.com](mailto:sales@woodleyequipment.com)  
Web [www.woodleyequipment.com](http://www.woodleyequipment.com)

**WOODLEY**  
EQUIPMENT COMPANY LTD.